PUBLIC REVIEW COPY
DO NOT REMOVE

Town of Christiansburg

FY 2010

Consolidated Annual Performance and Evaluation (CAPER)

Presented to
U.S. Department of Housing and Urban Development

Prepared: September 2011

SF 424

The SF 424 is part of the CPMP Annual Action Plan. SF 424 form fields are included in this document. Grantee information is linked from the 1CPMP.xls document of the CPMP tool.

SF 424

Complete the fillable fields (blue cells) in the table below. The other items are pre-filled with values from the Grantee Information Worksheet.

Date Submitted10/24/2011	Applicant Identifier	**Type of Submission**	
Date Received by state	State Identifier	**Application**	**Pre-application**
Date Received by HUD	Federal Identifier	☐ Construction	☐ Construction
		☒ Non Construction	☐ Non Construction
Applicant Information			
Town of Christiansburg		VA510312 CHRISTIANSBURG	
100 East Main Street		06-601-8839	
0		0	
Christiansburg	Virginia	Planning Department	
24073	Country U.S.A.	0	
Employer Identification Number (EIN):		0	
54-6001215		10/1	
Applicant Type:		**Specify Other Type If necessary:**	
Local Government: Township		0	
Program Funding		**U.S. Department of Housing and Urban Development**	
Catalogue of Federal Domestic Assistance Numbers; Descriptive Title of Applicant Project(s); Areas Affected by Project(s) (cities, Counties, localities etc.); Estimated Funding			
Community Development Block Grant		14.218 Entitlement Grant	
FY10/11 CAPER		Town of Christiansburg, VA	
$113,195	$0		
$0		$0	
$0		$0	
$0			
Total Funds Leveraged for CDBG-based Project(s) $0			
Home Investment Partnerships Program		14.239 HOME	
HOME Project Titles		Description of Areas Affected by HOME Project(s)	
$HOME Grant Amount	$Additional HUD Grant(s) Leveraged	Describe	
$Additional Federal Funds Leveraged		$Additional State Funds Leveraged	
$Locally Leveraged Funds		$Grantee Funds Leveraged	

$Anticipated Program **Income**	Other (Describe)
Total Funds Leveraged for HOME-based Project(s)	

Housing Opportunities for People with AIDS	14.241 HOPWA	
HOPWA Project Titles	Description of Areas Affected by HOPWA Project(s)	
$HOPWA Grant Amount	$Additional HUD Grant(s) Leveraged	Describe
$Additional Federal Funds Leveraged	$Additional State Funds Leveraged	
$Locally Leveraged Funds	$Grantee Funds Leveraged	
$Anticipated Program Income	Other (Describe)	
Total Funds Leveraged for HOPWA-based Project(s)		

Emergency Shelter Grants Program	14.231 ESG	
ESG Project Titles	Description of Areas Affected by ESG Project(s)	
$ESG Grant Amount	$Additional HUD Grant(s) Leveraged	Describe
$Additional Federal Funds Leveraged	$Additional State Funds Leveraged	
$Locally Leveraged Funds	$Grantee Funds Leveraged	
$Anticipated Program Income	Other (Describe)	
Total Funds Leveraged for ESG-based Project(s)		

Congressional Districts of:		Is application subject to review by state Executive Order 12372 Process?	
Applicant Districts	Project Districts		
Is the applicant delinquent on any federal debt? If "Yes" please include an additional document explaining the situation.		☐ Yes	This application was made available to the state EO 12372 process for review on DATE
		☐ No	Program is not covered by EO 12372
☐ Yes	☐ No	☐ N/A	Program has not been selected by the state for review

Person to be contacted regarding this application		
NICHOLE	L	HAIR
PLANNER II	540-382-6120	540-381-7238
nhair@christiansburg.org	www.christiansburg.org	0
Signature of Authorized Representative		Date Signed

First Program Year CAPER

The CPMP First Consolidated Annual Performance and Evaluation Report includes Narrative Responses to CAPER questions that CDBG, HOME, HOPWA, and ESG grantees must respond to each year in order to be compliant with the Consolidated Planning Regulations. The Executive Summary narratives are optional.

The grantee must submit an updated Financial Summary Report (PR26).

GENERAL

Executive Summary

This module is optional but encouraged. If you choose to complete it, provide a brief overview that includes major initiatives and highlights that were proposed and executed throughout the first year.

Program Year 1 CAPER Executive Summary response:

The Town of Christiansburg has not begun to utilize the 2010 CDBG allocation. In June 2011, the Town of Christiansburg contracted with Gay and Neel, Inc. for professional services to complete construction drawings of the sidewalk development and repair. Gay and Neel, Inc. provided assistance with the advertisement and bidding of the project. The construction of new sidewalks and the improvement of existing sidewalks is to begin Fall 2011.

General Questions

1. Assessment of the one-year goals and objectives:
   a. Describe the accomplishments in attaining the goals and objectives for the reporting period.
   b. Provide a breakdown of the CPD formula grant funds spent on grant activities for each goal and objective.
   c. If applicable, explain why progress was not made towards meeting the goals and objectives.

   a. June 2011, the Town of Christiansburg contracted with Gay and Neel, Inc. for professional services to complete construction drawings of the sidewalk development and repair. Gay and Neel, Inc. provided assistance with the advertisement and bidding of the project.

   b. Gay and Neel, Inc. will be receiving funds as part of the administration allotment of the CPD grant. At this time, Gay and Neel, Inc. has received approximately $6,900 for administrative services related to the 2010 Annual Action Plan and engineering services for the Roanoke Street Sidewalk Project.

   c. Due to staff constraints and the Town of Christiansburg requesting an extension for submission of the 2010 Annual Action Plan, progress on the sidewalk development and repair has been delayed.

2. Describe the manner in which the recipient would change its program as a result of its experiences.

   The 2010 Annual Action Plan for the Town of Christiansburg is the first year in the CDBG program. It has been a learning experience. Staff will be coordinated more effectively in the future to keep internal deadlines and have projects move in a timelier manner. Project completion is the best way to serve the residents of the LMI neighborhoods.

3. Affirmatively Furthering Fair Housing:
   a. Provide a summary of impediments to fair housing choice.
   b. Identify actions taken to overcome effects of impediments identified.

   The Town of Christiansburg is not using CDBG funds for housing proposes. Christiansburg's project for constructing new sidewalks and improving existing sidewalks provides an opportunity for residents to move about their community more easily.

4. Describe Other Actions in Strategic Plan or Action Plan taken to address obstacles to meeting underserved needs.

   The Town of Christiansburg has not meet obstacles to meet the underserved at this time.

5. Leveraging Resources
   a. Identify progress in obtaining "other" public and private resources to address needs.
   b. How Federal resources from HUD leveraged other public and private resources.
   c. How matching requirements were satisfied.

   The Town of Christiansburg will only be utilizing CDBG to fund the project.

Managing the Process

1. Describe actions taken during the last year to ensure compliance with program and comprehensive planning requirements.

Program Year 1 CAPER Managing the Process response:

The Town of Christiansburg has only utilized funds for administrative purposes and is following the CDBG guidelines. The Town of Christiansburg has worked closely with a HUD representative throughout the program year.

Citizen Participation

1. Provide a summary of citizen comments.

   Public comments have been solicited during a 30-day review period beginning September 19, 2011. Public input will be welcomed also during the Town Council's regular meeting being held October 18, 2011.

Public comments will be added after October 19, 2011.

2. In addition, the performance report provided to citizens must identify the Federal funds made available for furthering the objectives of the Consolidated Plan. For each formula grant program, the grantee shall identify the total amount of funds available (including estimated program income), the total amount of funds committed during the reporting period, the total amount expended during the reporting period, and the geographic distribution and location of expenditures. Jurisdictions are encouraged to include maps in describing the geographic distribution and location of investment (including areas of minority concentration). The geographic distribution and expenditure requirement may also be satisfied by specifying the census tracts where expenditures were concentrated.

*Please note that Citizen Comments and Responses may be included as additional files within the CPMP Tool.

The Town of Christiansburg had been allocated $113,195 for the 2010 CDBG Program Year. The 2010 CDBG funds have not yet been utilized. The Town of Christiansburg has allocated approximately $16,000 in administrative costs for professional services. The Town of Christiansburg intends to begin construction of new sidewalks and renovation of existing sidewalks along Roanoke Street in the Fall 2011 utilizing the remaining funds. Developing sidewalks will encourage a walkable community providing access to grocery stores, doctor's offices including a free clinic and municipal buildings.

The 2010 CDBG funds will be utilized in the Census Block Group 020800-02. This census block group is bordered by Roanoke Street, East Main Street and Depot Street.

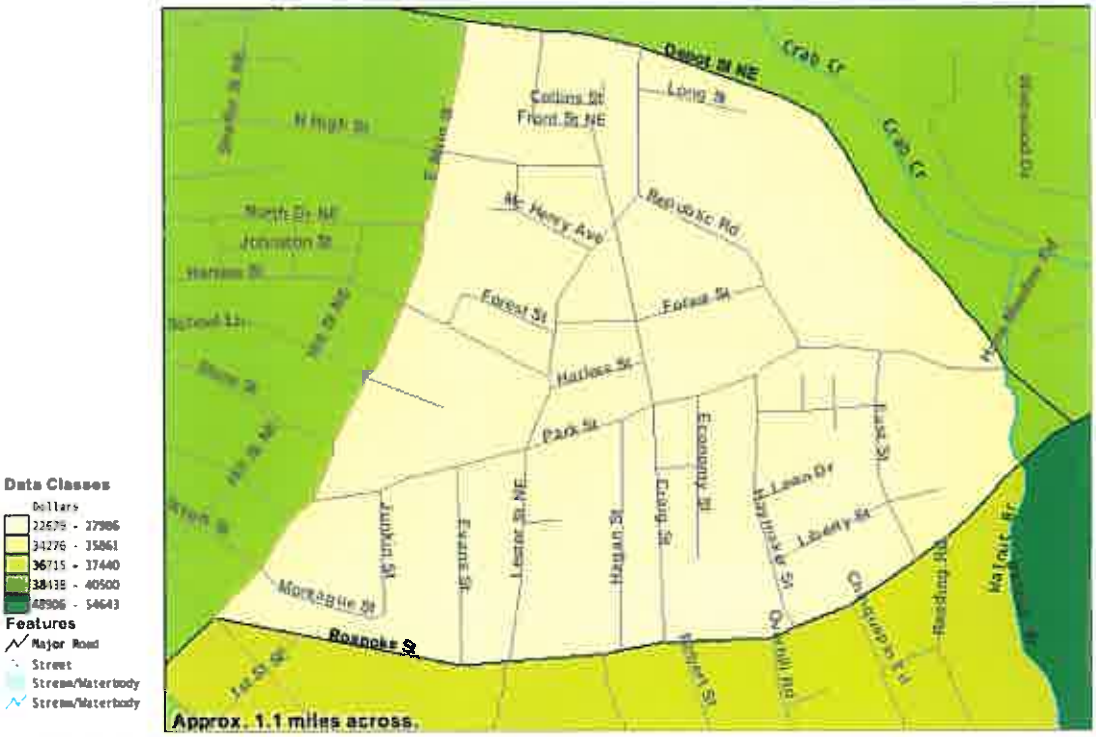

Institutional Structure

1. Describe actions taken during the last year to overcome gaps in institutional structures and enhance coordination.

Program Year 1 CAPER Institutional Structure response:

The Town of Christiansburg Planning and Engineering staff worked closely with Gay and Neel, Inc. to develop engineering drawings for the project, to solicit a bid and select a candidate. The CDBG process in itself encourages departments in such a small jurisdiction to work together.

Monitoring

1. Describe how and the frequency with which you monitored your activities.

2. Describe the results of your monitoring including any improvements.

3. Self Evaluation
   a. Describe the effect programs have in solving neighborhood and community problems.
   b. Describe progress in meeting priority needs and specific objectives and help make community's vision of the future a reality.
   c. Describe how you provided decent housing and a suitable living environment and expanded economic opportunity principally for low and moderate-income persons.
   d. Indicate any activities falling behind schedule.
   e. Describe how activities and strategies made an impact on identified needs.
   f. Identify indicators that would best describe the results.
   g. Identify barriers that had a negative impact on fulfilling the strategies and overall vision.
   h. Identify whether major goals are on target and discuss reasons for those that are not on target.
   i. Identify any adjustments or improvements to strategies and activities that might meet your needs more effectively.

Program Year 1 CAPER Monitoring response:

Christiansburg has not begun its project, thus monitoring of the project has not begun.

Lead-based Paint

1. Describe actions taken during the last year to evaluate and reduce lead-based paint hazards.

Program Year 1 CAPER Lead-based Paint response:

The Town of Christiansburg did not use funds to address lead-based paint hazards.

HOUSING

Housing Needs

*Please also refer to the Housing Needs Table in the Needs.xls workbook.

1. Describe Actions taken during the last year to foster and maintain affordable housing.

Program Year 1 CAPER Housing Needs response:

The Town of Christiansburg did not use funds to address affordable housing.

Specific Housing Objectives

1. Evaluate progress in meeting specific objective of providing affordable housing, including the number of extremely low-income, low-income, and moderate-income renter and owner households comparing actual accomplishments with proposed goals during the reporting period.

2. Evaluate progress in providing affordable housing that meets the Section 215 definition of affordable housing for rental and owner households comparing actual accomplishments with proposed goals during the reporting period.

3. Describe efforts to address "worst-case" housing needs and housing needs of persons with disabilities.

Program Year 1 CAPER Specific Housing Objectives response:

The Town of Christiansburg did not use funds to address housing.

Public Housing Strategy

1. Describe actions taken during the last year to improve public housing and resident initiatives.

Program Year 1 CAPER Public Housing Strategy response:

The Town of Christiansburg did not use funds to address public housing and resident initiatives.

Barriers to Affordable Housing

1. Describe actions taken during the last year to eliminate barriers to affordable housing.

Program Year 1 CAPER Barriers to Affordable Housing response:

The Town of Christiansburg did not use funds to address barriers to affordable housing.

HOME/ American Dream Down Payment Initiative (ADDI)

1. Assessment of Relationship of HOME Funds to Goals and Objectives
   a. Evaluate progress made toward meeting goals for providing affordable housing using HOME funds, including the number and types of households served.

2. HOME Match Report
   a. Use HOME Match Report HUD-40107-A to report on match contributions for the period covered by the Consolidated Plan program year.

3. HOME MBE and WBE Report
   a. Use Part III of HUD Form 40107 to report contracts and subcontracts with Minority Business Enterprises (MBEs) and Women's Business Enterprises (WBEs).

4. Assessments
   a. Detail results of on-site inspections of rental housing.
   b. Describe the HOME jurisdiction's affirmative marketing actions.
   c. Describe outreach to minority and women owned businesses.

Program Year 1 CAPER HOME/ADDI response:

The Town of Christiansburg does not participate in HOME/American Dream Down Payment Initiative (ADDI).

HOMELESS

Homeless Needs

*Please also refer to the Homeless Needs Table in the Needs.xls workbook.

1. Identify actions taken to address needs of homeless persons.

2. Identify actions to help homeless persons make the transition to permanent housing and independent living.

3. Identify new Federal resources obtained from Homeless SuperNOFA.

Program Year 1 CAPER Homeless Needs response:

The Town of Christiansburg did not use funds to address homeless needs.

Specific Homeless Prevention Elements

1. Identify actions taken to prevent homelessness.

Program Year 1 CAPER Specific Housing Prevention Elements response:

The Town of Christiansburg did not use funds to address homelessness.

Emergency Shelter Grants (ESG)

1. Identify actions to address emergency shelter and transitional housing needs of homeless individuals and families (including significant subpopulations such as those living on the streets).
2. Assessment of Relationship of ESG Funds to Goals and Objectives
   a. Evaluate progress made in using ESG funds to address homeless and homeless prevention needs, goals, and specific objectives established in the Consolidated Plan.
   b. Detail how ESG projects are related to implementation of comprehensive homeless planning strategy, including the number and types of individuals and persons in households served with ESG funds.

3. Matching Resources
   a. Provide specific sources and amounts of new funding used to meet match as required by 42 USC 11375(a)(1), including cash resources, grants, and staff salaries, as well as in-kind contributions such as the value of a building or lease, donated materials, or volunteer time.

4. State Method of Distribution
   a. States must describe their method of distribution and how it rated and selected its local government agencies and private nonprofit organizations acting as subrecipients.

5. Activity and Beneficiary Data
   a. Completion of attached Emergency Shelter Grant Program Performance Chart or other reports showing ESGP expenditures by type of activity. Also describe any problems in collecting, reporting, and evaluating the reliability of this information.
   b. Homeless Discharge Coordination
      i. As part of the government developing and implementing a homeless discharge coordination policy, ESG homeless prevention funds may be used to assist very-low income individuals and families at risk of becoming homeless after being released from publicly funded institutions such as health care facilities, foster care or other youth facilities, or corrections institutions or programs.
   c. Explain how your government is instituting a homeless discharge coordination policy, and how ESG homeless prevention funds are being used in this effort.

Program Year 1 CAPER ESG response:

The Town of Christiansburg did not use funds to address emergency shelters.

COMMUNITY DEVELOPMENT

Community Development

*Please also refer to the Community Development Table in the Needs.xls workbook.

1. Assessment of Relationship of CDBG Funds to Goals and Objectives
   a. Assess use of CDBG funds in relation to the priorities, needs, goals, and specific objectives in the Consolidated Plan, particularly the highest priority activities.
   b. Evaluate progress made toward meeting goals for providing affordable housing using CDBG funds, including the number and types of households served.
   c. Indicate the extent to which CDBG funds were used for activities that benefited extremely low-income, low-income, and moderate-income persons.

   At this time the Town of Christiansburg has not utilized CDBG funds to meet the needs, goals, priorities or specific objectives set forth in the Consolidated Plan. The Town of Christiansburg plans to develop and upgrade portions of public infrastructure to enhance the quality of life for citizens in the Low to Moderate Income Block Group.

2. Changes in Program Objectives
   a. Identify the nature of and the reasons for any changes in program objectives and how the jurisdiction would change its program as a result of its experiences.

   There have been no changes in the program objectives for Christiansburg.

3. Assessment of Efforts in Carrying Out Planned Actions
   a. Indicate how grantee pursued all resources indicated in the Consolidated Plan.
   b. Indicate how grantee provided certifications of consistency in a fair and impartial manner.
   c. Indicate how grantee did not hinder Consolidated Plan implementation by action or willful inaction.

   The Town of Christiansburg has not utilized funds at this time.

4. For Funds Not Used for National Objectives
   a. Indicate how use of CDBG funds did not meet national objectives.
   b. Indicate how did not comply with overall benefit certification.

   The Town of Christiansburg has not utilized funds at this time.

5. Anti-displacement and Relocation – for activities that involve acquisition, rehabilitation or demolition of occupied real property
   a. Describe steps actually taken to minimize the amount of displacement resulting from the CDBG-assisted activities.
   b. Describe steps taken to identify households, businesses, farms or nonprofit organizations who occupied properties subject to the Uniform Relocation Act or Section 104(d) of the Housing and Community Development Act of 1974, as amended, and whether or not they were displaced, and the nature of their needs and preferences.
   c. Describe steps taken to ensure the timely issuance of information notices to displaced households, businesses, farms, or nonprofit organizations.

   The Town of Christiansburg has not utilized funds at this time.

6. Low/Mod Job Activities – for economic development activities undertaken where jobs were made available but not taken by low- or moderate-income persons
   a. Describe actions taken by grantee and businesses to ensure first consideration was or will be given to low/mod persons.
   b. List by job title of all the permanent jobs created/retained and those that were made available to low/mod persons.
   c. If any of jobs claimed as being available to low/mod persons require special skill, work experience, or education, provide a description of steps being taken or that will be taken to provide such skills, experience, or education.

   The Town of Christiansburg has not utilized funds at this time.

7. Low/Mod Limited Clientele Activities – for activities not falling within one of the categories of presumed limited clientele low and moderate income benefit
   a. Describe how the nature, location, or other information demonstrates the activities benefit a limited clientele at least 51% of whom are low- and moderate-income.

   The Town of Christiansburg has not utilized funds at this time.

8. Program income received
   a. Detail the amount of program income reported that was returned to each individual revolving fund, e.g., housing rehabilitation, economic development, or other type of revolving fund.
   b. Detail the amount repaid on each float-funded activity.
   c. Detail all other loan repayments broken down by the categories of housing rehabilitation, economic development, or other.
   d. Detail the amount of income received from the sale of property by parcel.

   Not applicable to the Town of Christiansburg's program.

9. Prior period adjustments – where reimbursement was made this reporting period for expenditures (made in previous reporting periods) that have been disallowed, provide the following information:
   a. The activity name and number as shown in IDIS;
   b. The program year(s) in which the expenditure(s) for the disallowed activity(ies) was reported;
   c. The amount returned to line-of-credit or program account; and
   d. Total amount to be reimbursed and the time period over which the reimbursement is to be made, if the reimbursement is made with multi-year payments.

   Not applicable to the Town of Christiansburg's program.

10. Loans and other receivables
   a. List the principal balance for each float-funded activity outstanding as of the end of the reporting period and the date(s) by which the funds are expected to be received.
   b. List the total number of other loans outstanding and the principal balance owed as of the end of the reporting period.
   c. List separately the total number of outstanding loans that are deferred or forgivable, the principal balance owed as of the end of the reporting period, and the terms of the deferral or forgiveness.

d. Detail the total number and amount of loans made with CDBG funds that have gone into default and for which the balance was forgiven or written off during the reporting period.
e. Provide a List of the parcels of property owned by the grantee or its subrecipients that have been acquired or improved using CDBG funds and that are available for sale as of the end of the reporting period.

Not applicable to the Town of Christiansburg's program.

11. Lump sum agreements
    a. Provide the name of the financial institution.
    b. Provide the date the funds were deposited.
    c. Provide the date the use of funds commenced.
    d. Provide the percentage of funds disbursed within 180 days of deposit in the institution.

Not applicable to the Town of Christiansburg's program.

12. Housing Rehabilitation – for each type of rehabilitation program for which projects/units were reported as completed during the program year
    a. Identify the type of program and number of projects/units completed for each program.
    b. Provide the total CDBG funds involved in the program.
    c. Detail other public and private funds involved in the project.

Not applicable to the Town of Christiansburg's program.

13. Neighborhood Revitalization Strategies – for grantees that have HUD-approved neighborhood revitalization strategies
    a. Describe progress against benchmarks for the program year. For grantees with Federally-designated EZs or ECs that received HUD approval for a neighborhood revitalization strategy, reports that are required as part of the EZ/EC process shall suffice for purposes of reporting progress.

Not applicable to the Town of Christiansburg's program.

Program Year 1 CAPER Community Development response:

Antipoverty Strategy

1. Describe actions taken during the last year to reduce the number of persons living below the poverty level.

Program Year 1 CAPER Antipoverty Strategy response:

The Town of Christiansburg did not use funds to address poverty levels.

NON-HOMELESS SPECIAL NEEDS

Non-homeless Special Needs

*Please also refer to the Non-homeless Special Needs Table in the Needs.xls workbook.

1. Identify actions taken to address special needs of persons that are not homeless but require supportive housing, (including persons with HIV/AIDS and their families).

Program Year 1 CAPER Non-homeless Special Needs response:

The Town of Christiansburg did not use funds to address special needs

Specific HOPWA Objectives

*Please also refer to the HOPWA Table in the Needs.xls workbook.

1. Overall Assessment of Relationship of HOPWA Funds to Goals and Objectives Grantees should demonstrate through the CAPER and related IDIS reports the progress they are making at accomplishing identified goals and objectives with HOPWA funding. Grantees should demonstrate:
   a. That progress is being made toward meeting the HOPWA goal for providing affordable housing using HOPWA funds and other resources for persons with HIV/AIDS and their families through a comprehensive community plan;
   b. That community-wide HIV/AIDS housing strategies are meeting HUD's national goal of increasing the availability of decent, safe, and affordable housing for low-income persons living with HIV/AIDS;
   c. That community partnerships between State and local governments and community-based non-profits are creating models and innovative strategies to serve the housing and related supportive service needs of persons living with HIV/AIDS and their families;
   d. That through community-wide strategies Federal, State, local, and other resources are matched with HOPWA funding to create comprehensive housing strategies;
   e. That community strategies produce and support actual units of housing for persons living with HIV/AIDS; and finally,
   f. That community strategies identify and supply related supportive services in conjunction with housing to ensure the needs of persons living with HIV/AIDS and their families are met.

2. This should be accomplished by providing an executive summary (1-5 pages) that includes:
   a. Grantee Narrative
      i. Grantee and Community Overview
         (1) A brief description of your organization, the area of service, the name of each project sponsor and a broad overview of the range/type of housing activities and related services
         (2) How grant management oversight of project sponsor activities is conducted and how project sponsors are selected
         (3) A description of the local jurisdiction, its need, and the estimated number of persons living with HIV/AIDS
         (4) A brief description of the planning and public consultations involved in the use of HOPWA funds including reference to any appropriate planning document or advisory body

(5) What other resources were used in conjunction with HOPWA funded activities, including cash resources and in-kind contributions, such as the value of services or materials provided by volunteers or by other individuals or organizations
(6) Collaborative efforts with related programs including coordination and planning with clients, advocates, Ryan White CARE Act planning bodies, AIDS Drug Assistance Programs, homeless assistance programs, or other efforts that assist persons living with HIV/AIDS and their families.

ii. Project Accomplishment Overview
(1) A brief summary of all housing activities broken down by three types: emergency or short-term rent, mortgage or utility payments to prevent homelessness; rental assistance; facility based housing, including development cost, operating cost for those facilities and community residences
(2) The number of units of housing which have been created through acquisition, rehabilitation, or new construction since 1993 with any HOPWA funds
(3) A brief description of any unique supportive service or other service delivery models or efforts
(4) Any other accomplishments recognized in your community due to the use of HOPWA funds, including any projects in developmental stages that are not operational.

iii. Barriers or Trends Overview
(1) Describe any barriers encountered, actions in response to barriers, and recommendations for program improvement
(2) Trends you expect your community to face in meeting the needs of persons with HIV/AIDS, and
(3) Any other information you feel may be important as you look at providing services to persons with HIV/AIDS in the next 5-10 years

b. Accomplishment Data
i. Completion of CAPER Performance Chart 1 of Actual Performance in the provision of housing (Table II-1 to be submitted with CAPER).
ii. Completion of CAPER Performance Chart 2 of Comparison to Planned Housing Actions (Table II-2 to be submitted with CAPER).

Program Year 1 CAPER Specific HOPWA Objectives response:

The Town of Christiansburg does not participate is HOPWA.

OTHER NARRATIVE

Include any CAPER information that was not covered by narratives in any other section.

TABLES

- HOUSING NEEDS
- CONTINUM OF CAR HOMELESS POPULATION AND SUBPOPULATIONS CHART
- HOUSING AND COMMUNITY DEVELOPMENT ACTIVITIES
- NON-HOMELESS SPECIAL NEEDS
- SUMMARY OF SPECIFIC ANNUAL OBJECTIVES
- PROJECT ACCOMPLISHIMENTS

Housing Needs Table

Grantee:

Only complete blue sections. Do NOT type in sections other than blue.

Housing Needs - Comprehensive Housing Affordability Strategy (CHAS) Data Housing Problems

			Current % of Households	Current Number of Households	5-Year Quantities Year 1 Goal	Year 1 Actual	Year 2 Goal	Year 2 Actual	Year 3 Goal	Year 3 Actual	Year 4* Goal	Year 4* Actual	Year 5* Goal	Year 5* Actual	Multi-Year Goal	Multi-Year Actual	% of Goal	Priority Need?	Plan to Fund?	Fund Source	Households with a Disabled Member % HSHLD	# HSHLD	Disproportionately Racial/Ethnic Need?	# of Housing Units in Need: Natural Housing	Total Low Income elig. AIDS population
Household Income <=30% MFI	Renter	Elderly	NUMBER OF HOUSEHOLDS	100%	55																100%	204	no	290	1
			Any housing problems	63.6	35	0	0	0	0	0	0	0	0	0		0	####	L	N		18.0	37			
			Cost Burden > 30%	63.6	35	0	0	0	0	0	0	0	0	0		0	####	L	N						
			Cost Burden >50%	63.6	35	0	0	0	0	0	0	0	0	0		0	####	L	N						
		Small Related	NUMBER OF HOUSEHOLDS	100%	174																		yes		
			With Any Housing Problems	68.4	119	0	0	0	0	0	0	0	0	0		0	####	L	N						
			Cost Burden > 30%	68.4	119	0	0	0	0	0	0	0	0	0		0	####	L	N						
			Cost Burden >50%	51.7	90	0	0	0	0	0	0	0	0	0		0	####	L	N						
		Large Related	NUMBER OF HOUSEHOLDS	100%	18																		yes		
			With Any Housing Problems	100.0	18	0	0	0	0	0	0	0	0	0		0	####	L	N						
			Cost Burden > 30%	77.8	14	0	0	0	0	0	0	0	0	0		0	####	L	N						
			Cost Burden >50%	55.6	10	0	0	0	0	0	0	0	0	0		0	####	L	N						
		All other hshld	NUMBER OF HOUSEHOLDS	100%	148																		yes		
			With Any Housing Problems	77.0	114	0	0	0	0	0	0	0	0	0		0	####	L	N						
			Cost Burden > 30%	77.0	114	0	0	0	0	0	0	0	0	0		0	####	L	N						
			Cost Burden >50%	54.1	80											0	####	L	N						
	Owner	Elderly	NUMBER OF HOUSEHOLDS	100%	85																				
			With Any Housing Problems	25.9	22	0	0	0	0	0	0	0	0	0		0	####	L	N						
			Cost Burden > 30%	25.9	22	0	0	0	0	0	0	0	0	0		0	####	L	N						
			Cost Burden >50%	9.4	8	0	0	0	0	0	0	0	0	0		0	####	L	N						
		Small Related	NUMBER OF HOUSEHOLDS	100%	39																		yes		
			With Any Housing Problems	64.1	25	0	0	0	0	0	0	0	0	0		0	####	L	N						
			Cost Burden > 30%	64.1	25	0	0	0	0	0	0	0	0	0		0	####	L	N						
			Cost Burden >50%	38.5	15	0	0	0	0	0	0	0	0	0		0	####	L	N						
		Large Related	NUMBER OF HOUSEHOLDS	100%	0																		yes		
			With Any Housing Problems	0.0	0	0	0	0	0	0	0	0	0	0		0	####	L	N						
			Cost Burden > 30%	0.0	0	0	0	0	0	0	0	0	0	0		0	####	L	N						
			Cost Burden >50%	0.0	0	0	0	0	0	0	0	0	0	0		0	####	L	N						
		All other hshld	NUMBER OF HOUSEHOLDS	100%	43																		no		
			With Any Housing Problems	100.0	43	0	0	0	0	0	0	0	0	0		0	####	L	N						
			Cost Burden > 30%	100.0	43	0	0	0	0	0	0	0	0	0		0	####	L	N						
			Cost Burden >50%	90.7	39	0	0	0	0	0	0	0	0	0		0	####	L	N						
Household Income >30 to <=50% MFI	Renter	Elderly	NUMBER OF HOUSEHOLDS	100%	50																100%	385	no	400	
			With Any Housing Problems	80.0	40	0	0	0	0	0	0	0	0	0		0	####	L	N		33.0	127			
			Cost Burden > 30%	80.0	40	0	0	0	0	0	0	0	0	0		0	####	L	N						
			Cost Burden >50%	0.0	0	0	0	0	0	0	0	0	0	0		0	####	L	N						
		Small Related	NUMBER OF HOUSEHOLDS	100%	174																		yes		
			With Any Housing Problems	37.9	65	0	0	0	0	0	0	0	0	0		0	####	L	N						
			Cost Burden > 30%	37.9	65	0	0	0	0	0	0	0	0	0		0	####	L	N						
			Cost Burden >50%	28.9	33											0	####	L	N						
		Large Related	NUMBER OF HOUSEHOLDS	100%	22																		yes		
			With Any Housing Problems	36.4	8	0	0	0	0	0	0	0	0	0		0	####	L	N						
			Cost Burden > 30%	36.4	8	0	0	0	0	0	0	0	0	0		0	####	L	N						
			Cost Burden >50%	0.0	0											0	####	L	N						
		All other hshld	NUMBER OF HOUSEHOLDS	100%	161																		no		
			With Any Housing Problems	60.9	98	0	0	0	0	0	0	0	0	0		0	####	L	N						
			Cost Burden > 30%	60.9	98	0	0	0	0	0	0	0	0	0		0	####	L	N						
			Cost Burden >50%	43.5	70	0	0	0	0	0	0	0	0	0		0	####	L	N						
	Owner	Elderly	NUMBER OF HOUSEHOLDS	100%	299																		yes		
			With Any Housing Problems	27.1	81	0	0	0	0	0	0	0	0	0		0	####	L	N						
			Cost Burden > 30%	27.1	81	0	0	0	0	0	0	0	0	0		0	####	L	N						
			Cost Burden >50%	11.0	33	0	0	0	0	0	0	0	0	0		0	####	L	N						
		Small Related	NUMBER OF HOUSEHOLDS	100%	72																		yes		
			With Any Housing Problems	86.1	62	0	0	0	0	0	0	0	0	0		0	####	L	N						
			Cost Burden > 30%	86.1	62	0	0	0	0	0	0	0	0	0		0	####	L	N						
			Cost Burden >50%	33.3	24	0	0	0	0	0	0	0	0	0		0	####	L	N						
		Large Related	NUMBER OF HOUSEHOLDS	100%	14																		yes		
			With Any Housing Problems	100.0	14	0	0	0	0	0	0	0	0	0		0	####	L	N						
			Cost Burden > 30%	71.4	10	0	0	0	0	0	0	0	0	0		0	####	L	N						
			Cost Burden >50%	71.4	10	0	0	0	0	0	0	0	0	0		0	####	L	N						
		All other hshld	NUMBER OF HOUSEHOLDS	100%	44																		no		
			With Any Housing Problems	22.7	10	0	0	0	0	0	0	0	0	0		0	####	L	N						
			Cost Burden > 30%	22.7	10	0	0	0	0	0	0	0	0	0		0	####	L	N						
			Cost Burden >50%	22.7	10	0	0	0	0	0	0	0	0	0		0	####	L	N						
80% MFI	Renter	Elderly	NUMBER OF HOUSEHOLDS	100%	74																100%	218	no	658	
			With Any Housing Problems	40.5	30	0	0	0	0	0	0	0	0	0		0	####	L	N		19.0	41			
			Cost Burden > 30%	40.5	30	0	0	0	0	0	0	0	0	0		0	####	L	N						
			Cost Burden >50%	0.0	0	0	0	0	0	0	0	0	0	0		0	####	L	N						
		Small Related	NUMBER OF HOUSEHOLDS	100%	288																		no		
			With Any Housing Problems	27.8	80	0	0	0	0	0	0	0	0	0		0	####	L	N						
			Cost Burden > 30%	24.3	70	0	0	0	0	0	0	0	0	0		0	####	L	N						
			Cost Burden >50%	0.0	0	0	0	0	0	0	0	0	0	0		0	####	L	N						
		Large Related	NUMBER OF HOUSEHOLDS	100%	43																		no		
			With Any Housing Problems	0.0	0	0	0	0	0	0	0	0	0	0		0	####	L	N						
			Cost Burden > 30%	0.0	0	0	0	0	0	0	0	0	0	0		0	####	L	N						

Household Income >50 to <=	Owner	Lar	Cost Burden >50%	0.0	0	0	0	0	0	0	0	0	0	0		0	****	L	N						
		All other hshol	NUMBER OF HOUSEHOLDS	100%	184																			no	
			With Any Housing Problems	24.5	45	0	0	0	0	0	0	0	0	0		0	****	L	N						
			Cost Burden > 30%	24.5	45	0	0	0	0	0	0	0	0	0		0	****	L	N						
			Cost Burden >50%	5.4	10	0	0	0	0	0	0	0	0	0		0	****	L	N						
		Elderly	NUMBER OF HOUSEHOLDS	100%	301																			no	
			With Any Housing Problems	19.3	58	0	0	0	0	0	0	0	0	0		0	****	L	N						
			Cost Burden > 30%	19.3	58	0	0	0	0	0	0	0	0	0		0	****	L	N						
			Cost Burden >50%	3.3	10	0	0	0	0	0	0	0	0	0		0	****	L	N						
		Small Related	NUMBER OF HOUSEHOLDS	100%	225																			no	
			With Any Housing Problems	32.4	73	0	0	0	0	0	0	0	0	0		0	****	L	N						
			Cost Burden > 30%	32.4	73	0	0	0	0	0	0	0	0	0		0	****	L	N						
			Cost Burden >50%	8.9	20											0	****	L	N						
		Large Related	NUMBER OF HOUSEHOLDS	100%	43																			no	
			With Any Housing Problems	32.6	14	0	0	0	0	0	0	0	0	0		0	****	L	N						
			Cost Burden > 30%	32.6	14	0	0	0	0	0	0	0	0	0		0	****	L	N						
			Cost Burden >50%	0.0	0											0	****	L	N						
		All other hshol	NUMBER OF HOUSEHOLDS	100%	121																			no	
			With Any Housing Problems	54.5	66	0	0	0	0	0	0	0	0	0		0	****	L	N						
			Cost Burden > 30%	46.3	56	0	0	0	0	0	0	0	0	0		0	****	L	N						
			Cost Burden >50%	11.6	14	0	0	0	0	0	0	0	0	0		0	****	L	N						
			Total Any Housing Problem			0	0	0	0	0	0	0	0	0	0	0				Total Disabled	205				
			Total 215 Renter													0		Tot. Elderly	266		Total Lead Hazard	1348			
			Total 215 Owner													0		[illegible]	1020		Total Renters	1818			
			Total 215			0	0	0	0	0	0	0	0	0	0	0		[illegible]	120		Total Owners	1105			

CPMP Version 1.3

Continuum of Care Homeless Population and Subpopulations Chart

Part 1: Homeless Population	Sheltered		Un-sheltered	Total
	Emergency	Transitional		
1. Homeless Individuals	3	1	1	5
2. Homeless Families with Children	13	16	0	29
2a. Persons in Homeless with Children Families	40	47	2	89
Total (lines 1 + 2a)	43	48	3	94

Jurisdiction

Data Quality

(S) statistically reliable samp

Part 2: Homeless Subpopulations	Sheltered	Un-sheltered	Total
1. Chronically Homeless	1	0	1
2. Severely Mentally Ill	10	0	10
3. Chronic Substance Abuse	4	0	4
4. Veterans	0	0	0
5. Persons with HIV/AIDS	0	0	0
6. Victims of Domestic Violence	24	0	24
7. Youth (Under 18 years of age)	0	0	0

Data Quality

(S) statistically reliable samp

Part 3: Homeless Needs Table: Individuals		Needs	Currently Available	Gap	5-Year Quantities										Total			Priority H, M, L	Plan to Fund? Y N	Fund Source: CDBG, HOME, HOPWA, ESG or Other
					Year 1		Year 2		Year 3		Year 4		Year 5							
					Goal	Complete	Goal	Complete	Goal	Complete	Goal	Complete	Goal	Complete	Goal	Actual	% of Goal			
Beds	Emergency Shelters	0	0	0	0	0	0	0	0	0	0	0	0	0	0	0	###			
	Transitional Housing	0	0	0	0	0	0	0	0	0	0	0	0	0	0	0	###			
	Permanent Supportive Housing	0	0	0	0	0	0	0	0	0	0	0	0	0	0	0	###			
	Total	0	0	0	0	0	0	0	0	0	0	0	0	0	0	0	###			
Chronically Homeless																				

Part 4: Homeless Needs Table: Families		Needs	Currently Available	Gap	5-Year Quantities										Total			Priority H, M, L	Plan to Fund? Y N	Fund Source: CDBG, HOME, HOPWA, ESG or Other
					Year 1		Year 2		Year 3		Year 4		Year 5							
					Goal	Complete	Goal	Complete	Goal	Complete	Goal	Complete	Goal	Complete	Goal	Actual	% of Goal			
Beds	Emergency Shelters	0	0	0	0	0	0	0	0	0	0	0	0	0	0	0	###			
	Transitional Housing	0	0	0	0	0	0	0	0	0	0	0	0	0	0	0	###			
	Permanent Supportive Housing	0	0	0	0	0	0	0	0	0	0	0	0	0	0	0	###			
	Total	0	0	0	0	0	0	0	0	0	0	0	0	0	0	0	###			

Completing Part 1: Homeless Population. This must be completed using statistically reliable, unduplicated counts or estimates of homeless persons in sheltered and unsheltered locations at a one-day point in time. The counts must be from: (A) administrative records, (N) enumerations, (S) statistically reliable samples, or (E) estimates. The quality of the data presented in each box must be identified as: (A), (N), (S) or (E).

Completing Part 2: Homeless Subpopulations. This must be completed using statistically reliable, unduplicated counts or estimates of homeless persons in sheltered and unsheltered locations at a one-day point in time. The numbers must be from: (A) administrative records, (N) enumerations, (S) statistically reliable samples, or (E) estimates. The quality of the data presented in each box must be identified as: (A), (N), (S) or (E).

Sheltered Homeless. Count adults, children and youth residing in shelters for the homeless. "Shelters" include all emergency shelters and transitional shelters for the homeless, including domestic violence shelters, residential programs for runaway/homeless youth, and any hotel/motel/apartment voucher arrangements paid by a public/private agency because the person or family is homeless. Do not count: (1) persons who are living doubled up in conventional housing; (2) formerly homeless persons who are residing in Section 8 SRO, Shelter Plus Care, SHP permanent housing or other permanent housing units; (3) children or youth, who because of their own or a parent's homelessness or abandonment, now reside temporarily and for a short anticipated duration in hospitals, residential treatment facilities, emergency foster care, detention facilities and the like; and (4) adults living in mental health facilities, chemical dependency facilities, or criminal justice facilities.

Unsheltered Homeless. Count adults, children and youth sleeping in places not meant for human habitation. Places not meant for human habitation include streets, parks, alleys, parking ramps, parts of the highway system, transportation depots and other parts of transportation systems (e.g. subway tunnels, railroad car), all-night commercial establishments (e.g. movie theaters, laundromats, restaurants), abandoned buildings, building roofs or stairwells, chicken coops and other farm outbuildings, caves, campgrounds, vehicles, and other similar places.

Housing and Community Development Activities		Needs	Current	Gap	5-Year Quantities												Cumulative	
					Year 1		Year 2		Year 3		Year 4		Year 5					
					Goal	Actual	Goal	Actual	Goal	Actual	Goal	Actual	Goal	Actual			Goal	Actual
01 Acquisition of Real Property 570.201(a)		0	0	0													0	0
02 Disposition 570.201(b)		0	0	0													0	0
Public Facilities and Improvements	03 Public Facilities and Improvements (General) 570.201(c)	0	0	0													0	0
	03A Senior Centers 570.201(c)	0	0	0													0	0
	03B Handicapped Centers 570.201(c)	0	0	0													0	0
	03C Homeless Facilities (not operating costs) 570.201(c)	0	0	0													0	0
	03D Youth Centers 570.201(c)	0	0	0													0	0
	03E Neighborhood Facilities 570.201(c)	0	0	0													0	0
	03F Parks, Recreational Facilities 570.201(c)	0	0	0													0	0
	03G Parking Facilities 570.201(c)	0	0	0													0	0
	03H Solid Waste Disposal Improvements 570.201(c)	0	0	0													0	0
	03I Flood Drain Improvements 570.201(c)	0	0	0													0	0
	03J Water/Sewer Improvements 570.201(c)	0	0	0													0	0
	03K Street Improvements 570.201(c)	0	0	0													0	0
	03L Sidewalks 570.201(c)	0	0	0													0	0
	03M Child Care Centers 570.201(c)	0	0	0													0	0
	03N Tree Planting 570.201(c)	0	0	0													0	0
	03O Fire Stations/Equipment 570.201(c)	0	0	0													0	0
	03P Health Facilities 570.201(c)	0	0	0													0	0
	03Q Abused and Neglected Children Facilities 570.201(c)	0	0	0													0	0
	03R Asbestos Removal 570.201(c)	0	0	0													0	0
	03S Facilities for AIDS Patients (not operating costs) 570.201(c)	0	0	0													0	0
	03T Operating Costs of Homeless/AIDS Patients Programs	0	0	0													0	0
04 Clearance and Demolition 570.201(d)		0	0	0													0	0
04A Clean-up of Contaminated Sites 570.201(d)		0	0	0													0	0
Public Services	05 Public Services (General) 570.201(e)	0	0	0													0	0
	05A Senior Services 570.201(e)	0	0	0													0	0
	05B Handicapped Services 570.201(e)	0	0	0													0	0
	05C Legal Services 570.201(E)	0	0	0													0	0
	05D Youth Services 570.201(e)	0	0	0													0	0
	05E Transportation Services 570.201(e)	0	0	0													0	0
	05F Substance Abuse Services 570.201(e)	0	0	0													0	0
	05G Battered and Abused Spouses 570.201(e)	0	0	0													0	0
	05H Employment Training 570.201(e)	0	0	0													0	0
	05I Crime Awareness 570.201(e)	0	0	0													0	0
	05J Fair Housing Activities (if CDBG, then subject to 570.201(e)	0	0	0													0	0
	05K Tenant/Landlord Counseling 570.201(e)	0	0	0													0	0
	05L Child Care Services 570.201(e)	0	0	0													0	0
	05M Health Services 570.201(e)	0	0	0													0	0
	05N Abused and Neglected Children 570.201(e)	0	0	0													0	0
	05O Mental Health Services 570.201(e)	0	0	0													0	0
	05P Screening for Lead-Based Paint/Lead Hazards Poison 570.2	0	0	0													0	0
	05Q Subsistence Payments 570.204	0	0	0													0	0
	05R Homeownership Assistance (not direct) 570.204	0	0	0													0	0
	05S Rental Housing Subsidies (if HOME, not part of 5%) 570.204	0	0	0													0	0
	05T Security Deposits (if HOME, not part of 5% Admin c	0	0	0													0	0
06 Interim Assistance 570.201(f)		0	0	0													0	0
07 Urban Renewal Completion 570.201(h)		0	0	0													0	0
08 Relocation 570.201(i)		0	0	0													0	0
09 Loss of Rental Income 570.201(j)		0	0	0													0	0
10 Removal of Architectural Barriers 570.201(k)		0	0	0													0	0
11 Privately Owned Utilities 570.201(l)		0	0	0													0	0
12 Construction of Housing 570.201(m)		0	0	0													0	0
13 Direct Homeownership Assistance 570.201(n)		0	0	0													0	0
	14A Rehab.: Single-unit Residential 570.202	0	0	0													0	0
	14B Rehab.: Multi-Unit Residential 570.202	0	0	0													0	0
	14C Public Housing Modernization 570.202	0	0	0													0	0
	14D Rehab.: Other Publicly-Owned Residential Buildings 570.20	0	0	0													0	0
	14E Rehab.: Publicly or Privately-Owned Commercial/Indu 570.	0	0	0													0	0
	14F Energy Efficiency Improvements 570.202	0	0	0													0	0
	14G Acquisition - for Rehabilitation 570.202	0	0	0													0	0
	14H Rehabilitation Administration 570.202	0	0	0													0	0
	14I Lead-Based/Lead Hazard Test/Abate 570.202	0	0	0													0	0
15 Code Enforcement 570.202(c)		0	0	0													0	0
16A Residential Historic Preservation 570.202(d)		0	0	0													0	0
16B Non-Residential Historic Preservation 570.202(d)		0	0	0													0	0
	17A CI Land Acquisition/Disposition 570.203(a)	0	0	0													0	0
	17B CI Infrastructure Development 570.203(a)	0	0	0													0	0
	17C CI Building Acquisition, Construction, Rehabilitat 570.203	0	0	0													0	0
	17D Other Commercial/Industrial Improvements 570.203(a)	0	0	0													0	0
	18A ED Direct Financial Assistance to For-Profits 570.203(b)	0	0	0													0	0
	18B ED Technical Assistance 570.203(b)	0	0	0													0	0
	18C Micro-Enterprise Assistance	0	0	0													0	0
	19A HOME Admin/Planning Costs of PJ (not part of 5% Ad	0	0	0													0	0
	19B HOME CHDO Operating Costs (not part of 5% Admin ca	0	0	0													0	0
	19C CDBG Non-profit Organization Capacity Building	0	0	0													0	0
	19D CDBG Assistance to Institutes of Higher Education	0	0	0													0	0
	19E CDBG Operation and Repair of Foreclosed Property	0	0	0													0	0
	19F Planned Repayment of Section 108 Loan Principal	0	0	0													0	0
	19G Unplanned Repayment of Section 108 Loan Principal	0	0	0													0	0
	19H State CDBG Technical Assistance to Grantees	0	0	0													0	0
20 Planning 570.205		0	0	0													0	0
	21A General Program Administration 570.206	0	0	0													0	0
	21B Indirect Costs 570.206	0	0	0													0	0
	21D Fair Housing Activities (subject to 20% Admin cap) 570.2	0	0	0													0	0
	21E Submissions or Applications for Federal Programs 570.206	0	0	0													0	0
	21F HOME Rental Subsidy Payments (subject to 5% cap)	0	0	0													0	0
	21G HOME Security Deposits (subject to 5% cap)	0	0	0													0	0
	21H HOME Admin/Planning Costs of PJ (subject to 5% cap	0	0	0													0	0
	21I HOME CHDO Operating Expenses (subject to 5% cap)	0	0	0													0	0
22 Unprogrammed Funds		0	0	0													0	0
HOPWA	31J Facility based housing - development	0	0	0													0	0
	31K Facility based housing - operations	0	0	0													0	0
	31G Short term rent mortgage utility payments	0	0	0													0	0
	31F Tenant based rental assistance	0	0	0													0	0
	31E Supportive service	0	0	0													0	0
	31I Housing information services	0	0	0													0	0
	31H Resource identification	0	0	0													0	0
	31B Administration - grantee	0	0	0													0	0
	31D Administration - project sponsor	0	0	0													0	0
CDBG	Acquisition of existing rental units	0	0	0													0	0
	Production of new rental units	0	0	0													0	0
	Rehabilitation of existing rental units	0	0	0													0	0
	Rental assistance	0	0	0													0	0
	Acquisition of existing owner units	0	0	0													0	0
	Production of new owner units	0	0	0													0	0
	Rehabilitation of existing owner units	0	0	0													0	0
	Homeownership assistance	0	0	0													0	0
HOME	Acquisition of existing rental units	0	0	0													0	0
	Production of new rental units	0	0	0													0	0
	Rehabilitation of existing rental units	0	0	0													0	0
	Rental assistance	0	0	0													0	0
	Acquisition of existing owner units	0	0	0													0	0
	Production of new owner units	0	0	0													0	0
	Rehabilitation of existing owner units	0	0	0													0	0
	Homeownership assistance	0	0	0													0	0
	Totals	0	0	0	0	0	0	0	0	0	0	0	0	0	0	0	0	0

Non-Homeless Special Needs Including HOPWA		Needs	Currently Available	GAP	3-5 Year Quantities										Total		
					Year 1		Year 2		Year 3		Year 4*		Year 5*				
					Goal	Complete	Goal	Complete	Goal	Complete	Goal	Complete	Goal	Complete	Goal	Actual	% of Goal
Housing Needed	52. Elderly	0	0	0	0	0	0	0	0	0	0	0	0	0	0	0	####
	53. Frail Elderly	0	0	0	0	0	0	0	0	0	0	0	0	0	0	0	####
	54. Persons w/ Severe Mental Illness	0	0	0	0	0	0	0	0	0	0	0	0	0	0	0	####
	55. Developmentally Disabled	0	0	0	0	0	0	0	0	0	0	0	0	0	0	0	####
	56. Physically Disabled	0	0	0	0	0	0	0	0	0	0	0	0	0	0	0	####
	57. Alcohol/Other Drug Addicted	0	0	0	0	0	0	0	0	0	0	0	0	0	0	0	####
	58. Persons w/ HIV/AIDS & their familie	0	0	0	0	0	0	0	0	0	0	0	0	0	0	0	####
	59. Public Housing Residents	0	0	0	0	0	0	0	0	0	0	0	0	0	0	0	####
	Total	0	0	0	0	0	0	0	0	0	0	0	0	0	0	0	####
Supportive Services Needed	60. Elderly	0	0	0	0	0	0	0	0	0	0	0	0	0	0	0	####
	61. Frail Elderly	0	0	0	0	0	0	0	0	0	0	0	0	0	0	0	####
	62. Persons w/ Severe Mental Illness	0	0	0	0	0	0	0	0	0	0	0	0	0	0	0	####
	63. Developmentally Disabled	0	0	0	0	0	0	0	0	0	0	0	0	0	0	0	####
	64. Physically Disabled	0	0	0	0	0	0	0	0	0	0	0	0	0	0	0	####
	65. Alcohol/Other Drug Addicted	0	0	0	0	0	0	0	0	0	0	0	0	0	0	0	####
	66. Persons w/ HIV/AIDS & their familie	0	0	0	0	0	0	0	0	0	0	0	0	0	0	0	####
	67. Public Housing Residents	0	0	0	0	0	0	0	0	0	0	0	0	0	0	0	####
	Total	0	0	0	0	0	0	0	0	0	0	0	0	0	0	0	####

New Specific Objective

Summary of Specific Annual Objectives

Specific Obj. #	Outcome/Objective Specific Annual Objectives	Sources of Funds	Performance Indicators	Year	Expected Number	Actual Number	Percent Completed
SL-1	**Availability/Accessibility of Suitable Living Environment**						
SL-1 (1)	Specific Objective - Develop and upgrade public facilities and infrastructure.	Source of Funds #1 - CDBG	Performance Indicator #1 - People	2010	$92,000	TBD	#VALUE!
				2011	$75,519	TBD	#VALUE!
		Source of Funds #2		2012			#DIV/0!
				2013			#DIV/0!
		Source of Funds #3		2014			#DIV/0!
			MULTI-YEAR GOAL			0	#DIV/0!
		Source of Funds #1 - CDBG	Performance Indicator #2 - Administration and Planning	2010	$22,600	#######	31%
				2011	$18,880	TBD	#VALUE!
		Source of Funds #2		2012			#DIV/0!
	Specific Annual Objective - Complete planning and administration projects that support the above objective.			2013			#DIV/0!
		Source of Funds #3		2014			#DIV/0!
			MULTI-YEAR GOAL			6917.5	#DIV/0!
		Source of Funds #1	Performance Indicator #3	2005			#DIV/0!
				2006			#DIV/0!
		Source of Funds #2		2007			#DIV/0!
				2008			#DIV/0!
		Source of Funds #3		2009			#DIV/0!
			MULTI-YEAR GOAL			0	#DIV/0!

CPMP Version 2.0

Grantee Name: **Town of Christiansburg**

Project Name:	Park Street Neighborhood Sidewalk Improvements		
Description:	**IDIS Project #:** 1	**UOG Code:**	VA510312 CHRISTIANSBURG

Developing and upgrading public facilities such as new sidewalk, repair of existing sidewalks, water and sewer upgrades that would be located under those sidewalks within the low-moderate neighborhoods. The sidewalk will primarily serve low-moderate income residents in obtaining accessible routes to established necessary services and commerical areas.

Location:

51121020800 Census Track, The area bordered by East Main St, Depot St and Roanoke St

Expected Completion Date:

(12/31/2014)

Objective Category
- ○ Decent Housing
- ◉ Suitable Living Environment
- ○ Economic Opportunity

Outcome Categories
- ☑ Availability/Accessibility
- ☐ Affordability
- ☐ Sustainability

Priority Need Category

Select one: Infrastructure

Explanation:

Extend and improve sidewalks within target areas. Upgrade existing and develop new infrastructure, including but not limited to curb and gutters, water and sewer, and sidewalks where needed.

Specific Objectives

1. Improve quality / increase quantity of public improvements for lower income persons
2.
3.

Project-level Accomplishments

11 Public Facilities	Proposed			Accompl. Type:	Proposed		
	Underway	X			Underway		
	Complete				Complete		
Accompl. Type:	Proposed			Accompl. Type:	Proposed		
	Underway				Underway		
	Complete				Complete		
Accompl. Type:	Proposed			Accompl. Type:	Proposed		
	Underway				Underway		
	Complete				Complete		

Proposed Outcome	Performance Measure	Actual Outcome
Improvement of infrastructure	Linear feet of improved infrastructure	

03L Sidewalks 570.201(c)	Matrix Codes
03J Water/Sewer Improvements 570.201(c)	Matrix Codes
Matrix Codes	Matrix Codes

Program Year 1

CDBG	Proposed Amt.	$90,556		Fund Source:	Proposed Amt.		
	Actual Amount				Actual Amount		
Fund Source:	Proposed Amt.			Fund Source:	Proposed Amt.		
	Actual Amount				Actual Amount		
Accompl. Type:	Proposed Units			Accompl. Type:	Proposed Units		
	Actual Units				Actual Units		
Accompl. Type:	Proposed Units			Accompl. Type:	Proposed Units		
	Actual Units				Actual Units		

Program Year 2	CDBG	Proposed Amt.	$75,519		Fund Source:	Proposed Amt.	
		Actual Amount				Actual Amount	
	Fund Source:	Proposed Amt.			Fund Source:	Proposed Amt.	
		Actual Amount				Actual Amount	
	Accompl. Type:	Proposed Units			Accompl. Type:	Proposed Units	
		Actual Units				Actual Units	
	Accompl. Type:	Proposed Units			Accompl. Type:	Proposed Units	
		Actual Units				Actual Units	
Program Year 3	CDBG	Proposed Amt.	$0		Fund Source:	Proposed Amt.	
		Actual Amount				Actual Amount	
	Fund Source:	Proposed Amt.	$0		Fund Source:	Proposed Amt.	
		Actual Amount				Actual Amount	
	Accompl. Type:	Proposed Units			Accompl. Type:	Proposed Units	
		Actual Units				Actual Units	
	Accompl. Type:	Proposed Units			Accompl. Type:	Proposed Units	
		Actual Units				Actual Units	
Program Year 4	CDBG	Proposed Amt.	$0		Fund Source:	Proposed Amt.	
		Actual Amount				Actual Amount	
	Fund Source:	Proposed Amt.	$0		Fund Source:	Proposed Amt.	
		Actual Amount				Actual Amount	
	11 Public Facilitie	Proposed Units			Accompl. Type:	Proposed Units	
		Actual Units				Actual Units	
	Accompl. Type:	Proposed Units			Accompl. Type:	Proposed Units	
		Actual Units				Actual Units	
Program Year 5	CDBG	Proposed Amt.	$0		Fund Source:	Proposed Amt.	
		Actual Amount				Actual Amount	
	Fund Source:	Proposed Amt.	$0		Fund Source:	Proposed Amt.	
		Actual Amount				Actual Amount	
	Accompl. Type:	Proposed Units			Accompl. Type:	Proposed Units	
		Actual Units				Actual Units	
	Accompl. Type:	Proposed Units			Accompl. Type:	Proposed Units	
		Actual Units				Actual Units	

CPMP Version 2.0

Grantee Name: **Town of Christiansburg**

Project Name:	Park Street Neighborhood Sidewalk/Infrastructure Improvements (admin)		
Description:	**IDIS Project #:** 2	**UOG Code:**	VA510312 CHRISTIANSBURG

Funds to be used for Administration purposes

Location:

Enter location, address, zip codes, census tracks, or other elements that will help to identify the location of the project.

Expected Completion Date:

(12/31/2014)

Objective Category
- ○ Decent Housing
- ◉ Suitable Living Environment
- ○ Economic Opportunity

Outcome Categories
- ☑ Availability/Accessibility
- ☐ Affordability
- ☐ Sustainability

Priority Need Category

Select one: Infrastructure

Explanation:

Specific Objectives

1. Improve quality / increase quantity of public improvements for lower income persons
2.
3.

Project-level Accomplishments

11 Public Facilities	**Proposed**			Accompl. Type:	**Proposed**		
	Underway	X			**Underway**		
	Complete				**Complete**		
Accompl. Type:	**Proposed**			Accompl. Type:	**Proposed**		
	Underway				**Underway**		
	Complete				**Complete**		
Accompl. Type:	**Proposed**			Accompl. Type:	**Proposed**		
	Underway				**Underway**		
	Complete				**Complete**		

Proposed Outcome	Performance Measure	Actual Outcome

21A General Program Administration 570.206	Matrix Codes
Matrix Codes	Matrix Codes
Matrix Codes	Matrix Codes

Program Year 1

CDBG	**Proposed Amt.**	$22,639		Fund Source:	**Proposed Amt.**		
	Actual Amount	$6,917.50			**Actual Amount**		
Fund Source:	**Proposed Amt.**			Fund Source:	**Proposed Amt.**		
	Actual Amount				**Actual Amount**		
Accompl. Type:	**Proposed Units**			Accompl. Type:	**Proposed Units**		
	Actual Units				**Actual Units**		
Accompl. Type:	**Proposed Units**			Accompl. Type:	**Proposed Units**		
	Actual Units				**Actual Units**		

Program Year 2	CDBG	Proposed Amt.	$18,880		Fund Source:	Proposed Amt.	
		Actual Amount				Actual Amount	
	Fund Source:	Proposed Amt.			Fund Source:	Proposed Amt.	
		Actual Amount				Actual Amount	
	Accompl. Type:	Proposed Units			Accompl. Type:	Proposed Units	
		Actual Units				Actual Units	
	Accompl. Type:	Proposed Units			Accompl. Type:	Proposed Units	
		Actual Units				Actual Units	
Program Year 3	Fund Source:	Proposed Amt.			Fund Source:	Proposed Amt.	
		Actual Amount				Actual Amount	
	Fund Source:	Proposed Amt.			Fund Source:	Proposed Amt.	
		Actual Amount				Actual Amount	
	Accompl. Type:	Proposed Units			Accompl. Type:	Proposed Units	
		Actual Units				Actual Units	
	Accompl. Type:	Proposed Units			Accompl. Type:	Proposed Units	
		Actual Units				Actual Units	
Program Year 4	Fund Source:	Proposed Amt.			Fund Source:	Proposed Amt.	
		Actual Amount				Actual Amount	
	Fund Source:	Proposed Amt.			Fund Source:	Proposed Amt.	
		Actual Amount				Actual Amount	
	Accompl. Type:	Proposed Units			Accompl. Type:	Proposed Units	
		Actual Units				Actual Units	
	Accompl. Type:	Proposed Units			Accompl. Type:	Proposed Units	
		Actual Units				Actual Units	
Program Year 5	Fund Source:	Proposed Amt.			Fund Source:	Proposed Amt.	
		Actual Amount				Actual Amount	
	Fund Source:	Proposed Amt.			Fund Source:	Proposed Amt.	
		Actual Amount				Actual Amount	
	Accompl. Type:	Proposed Units			Accompl. Type:	Proposed Units	
		Actual Units				Actual Units	
	Accompl. Type:	Proposed Units			Accompl. Type:	Proposed Units	
		Actual Units				Actual Units	

IDIS REPORTS

- IDIS PR26
- IDIS PR54

PR 26 - CDBG Financial Summary Report

Metrics	
Grantee	CHRISTIANSBURG , VA
Program Year	2010
PART I: SUMMARY OF CDBG RESOURCES	
01 UNEXPENDED CDBG FUNDS AT END OF PREVIOUS PROGRAM YEAR	0
02 ENTITLEMENT GRANT	113,195.00
03 SURPLUS URBAN RENEWAL	0
04 SECTION 108 GUARANTEED LOAN FUNDS	0
05 CURRENT YEAR PROGRAM INCOME	0
06 RETURNS	0
07 ADJUSTMENT TO COMPUTE TOTAL AVAILABLE	0
08 TOTAL AVAILABLE (SUM, LINES 01-07)	113,195.00
PART II: SUMMARY OF CDBG EXPENDITURES	
09 DISBURSEMENTS OTHER THAN SECTION 108 REPAYMENTS AND PLANNING/ADMINISTRATION	0
10 ADJUSTMENT TO COMPUTE TOTAL AMOUNT SUBJECT TO LOW/MOD BENEFIT	0
11 AMOUNT SUBJECT TO LOW/MOD BENEFIT (LINE 09 + LINE 10)	0
12 DISBURSED IN IDIS FOR PLANNING/ADMINISTRATION	6,917.50
13 DISBURSED IN IDIS FOR SECTION 108 REPAYMENTS	0
14 ADJUSTMENT TO COMPUTE TOTAL EXPENDITURES	0
15 TOTAL EXPENDITURES (SUM, LINES 11-14)	6,917.50
16 UNEXPENDED BALANCE (LINE 08 - LINE 15)	106,277.50
PART III: LOWMOD BENEFIT THIS REPORTING PERIOD	
17 EXPENDED FOR LOW/MOD HOUSING IN SPECIAL AREAS	0
18 EXPENDED FOR LOW/MOD MULTI-UNIT HOUSING	0
19 DISBURSED FOR OTHER LOW/MOD ACTIVITIES	0
20 ADJUSTMENT TO COMPUTE TOTAL LOW/MOD CREDIT	0
21 TOTAL LOW/MOD CREDIT (SUM, LINES 17-20)	0
22 PERCENT LOW/MOD CREDIT (LINE 21/LINE 11)	0.00%
LOW/MOD BENEFIT FOR MULTI-YEAR CERTIFICATIONS	
23 PROGRAM YEARS(PY) COVERED IN CERTIFICATION	PY: 2010 PY: PY:
24 CUMULATIVE NET EXPENDITURES SUBJECT TO LOW/MOD BENEFIT CALCULATION	0
25 CUMULATIVE EXPENDITURES BENEFITING LOW/MOD PERSONS	0

PR 26 - CDBG Financial Summary Report

26 PERCENT BENEFIT TO LOW/MOD PERSONS (LINE 25/LINE 24)	0.00%
PART IV: PUBLIC SERVICE (PS) CAP CALCULATIONS	
27 DISBURSED IN IDIS FOR PUBLIC SERVICES	0
28 PS UNLIQUIDATED OBLIGATIONS AT END OF CURRENT PROGRAM YEAR	0
29 PS UNLIQUIDATED OBLIGATIONS AT END OF PREVIOUS PROGRAM YEAR	0
30 ADJUSTMENT TO COMPUTE TOTAL PS OBLIGATIONS	0
31 TOTAL PS OBLIGATIONS (LINE 27 + LINE 28 - LINE 29 + LINE 30)	0
32 ENTITLEMENT GRANT	113,195.00
33 PRIOR YEAR PROGRAM INCOME	0
34 ADJUSTMENT TO COMPUTE TOTAL SUBJECT TO PS CAP	0
35 TOTAL SUBJECT TO PS CAP (SUM, LINES 32-34)	113,195.00
36 PERCENT FUNDS OBLIGATED FOR PS ACTIVITIES (LINE 31/LINE 35)	0.00%
PART V: PLANNING AND ADMINISTRATION (PA) CAP	
37 DISBURSED IN IDIS FOR PLANNING/ADMINISTRATION	6,917.50
38 PA UNLIQUIDATED OBLIGATIONS AT END OF CURRENT PROGRAM YEAR	0
39 PA UNLIQUIDATED OBLIGATIONS AT END OF PREVIOUS PROGRAM YEAR	0
40 ADJUSTMENT TO COMPUTE TOTAL PA OBLIGATIONS	6,917.50
41 TOTAL PA OBLIGATIONS (LINE 37 + LINE 38 - LINE 39 +LINE 40)	13,835.00
42 ENTITLEMENT GRANT	113,195.00
43 CURRENT YEAR PROGRAM INCOME	0
44 ADJUSTMENT TO COMPUTE TOTAL SUBJECT TO PA CAP	0
45 TOTAL SUBJECT TO PA CAP (SUM, LINES 42-44)	113,195.00
46 PERCENT FUNDS OBLIGATED FOR PA ACTIVITIES (LINE 41/LINE 45)	12.22%

CDBG Community Development Block Grant Performance Profile

PR54 - CHRISTIANSBURG,VA

Program Year From 07-01-2010 To 06-30-2011

Program Year 2010 Funds

2010 CDBG Allocation	$113,195.00
Program Income Receipted During Program Year 2010	$0.00
Total Available[1]	**$113,195.00**

Expenditures[2]

Type of Activity	Expenditure	Percentage
General Administration and Planning	$6,917.50	100.00%
Total	**$6,917.50**	**100.00%**

Expenditures by Type of Activity (%)



Timeliness

Timeliness Ratio - unexpended funds as percent of 2010 allocation	1.00

Program Targeting

1 -Percentage of Expenditures Assisting Low- and Moderate-Income Persons and Households Either Directly or On an Area Basis[3]	0.00%
2 -Percentage of Expenditures That Benefit Low/Mod Income Areas	0.00%
3 -Percentage of Expenditures That Aid in The Prevention or Elimination of Slum or Blight	0.00%
4 -Percentage of Expenditures Addressing Urgent Needs	0.00%
5 -Funds Expended in Neighborhood (Community For State) Revitalization Strategy Areas and by Community Development Financial Institution.	$0.00
6 -Percentage of Funds Expended in Neighborhood (Community For State) Revitalization Strategy Areas and by Community Development Financial Institution	0.00%

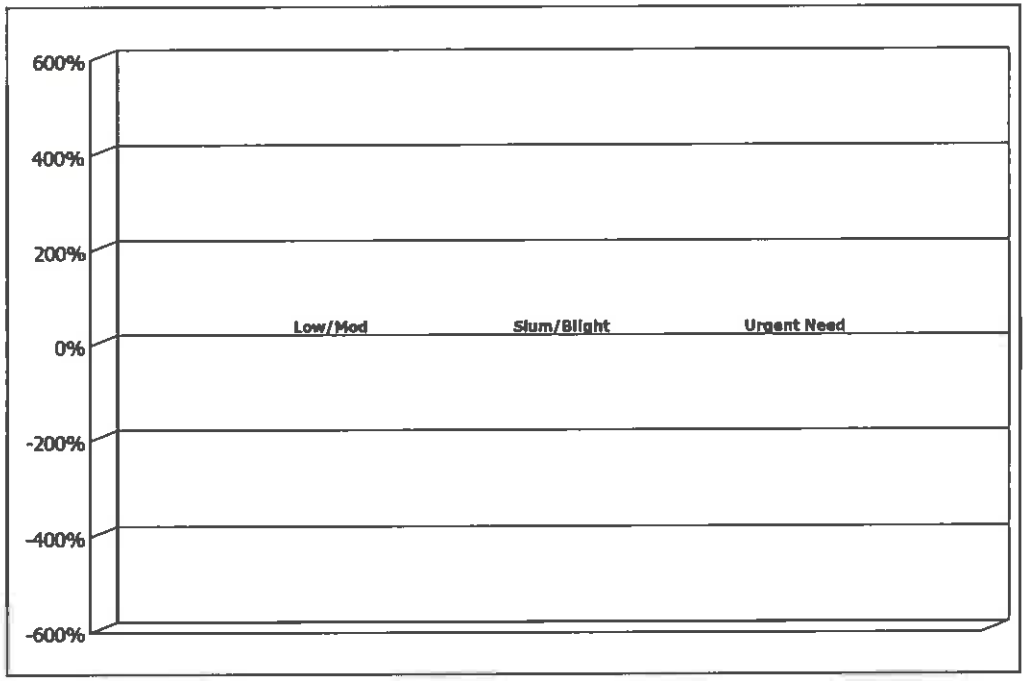

CDBG Beneficiaries by Racial/Ethnic Category[4]

Race	Total	Hispanic
White	0.00%	0.00%
Black/African American	0.00%	0.00%
Asian	0.00%	0.00%
American Indian/Alaskan Native	0.00%	0.00%
Native Hawaiian/Other Pacific Islander	0.00%	0.00%
American Indian/Alaskan Native & White	0.00%	0.00%
Asian & White	0.00%	0.00%
Black/African American & White	0.00%	0.00%
Amer. Indian/Alaskan Native & Black/African Amer.	0.00%	0.00%
Other multi-racial	0.00%	0.00%
Asian/Pacific Islander (valid until 03-31-04)	0.00%	0.00%
Hispanic (valid until 03-31-04)	0.00%	0.00%

Income of CDBG Beneficiaries

Income Level	Percentage
Extremely Low Income (<=30%)	0.00%
Low Income (30-50%)	0.00%
Moderate Income (50-80%)	0.00%
Total Low and Moderate Income (<=80%)	0.00%
Non Low and Moderate Income (>80%)	0.00%



Program Year 2010 Accomplishments

CDBG Community Development Block Grant Performance Profile

PR54 - CHRISTIANSBURG,VA

Program Year From 07-01-2010 To 06-30-2011

Accomplishment	Number
Actual Jobs Created or Retained	0
Households Receiving Housing Assistance	0
Persons Assisted Directly, Primarily By Public Services and Public Facilities	0
Persons for Whom Services and Facilities were Available	0[5]
Units Rehabilitated-Single Units	0
Units Rehabilitated-Multi Unit Housing	0

Funds Leveraged for Activities Completed **$0.00**

Notes

1 Also, additional funds may have been available from prior years.

2 The return of grant funds is not reflected in these expenditures.

3 Derived by dividing annual expenditures for low-and moderate-income activities by the total expenditures for all activities (excluding planning and administration, except when State planning activities have a national objective) during the program year.

4 For entitlement communities, these data are only for those activities that directly benefit low- and moderate-income persons or households. They do not include data for activities that provide assistance to low- and moderate-income persons on an area basis, activities that aid in the prevention and elimination of slums and blight, and activities that address urgent needs. For states, these data are reported for all activities that benefit low- and moderate-income persons or households, aid in the prevention and elimination of slums and blight, and address urgent needs.

5 This number represents the total number of persons/households for whom services/facilities were available for [in many cases] multiple area benefit activities as reported by grantees. A service or facility meeting the national objective of benefiting low- and moderate-income persons on an area basis is available to all residents of the area served by the activity. If one or more activities had the same or overlapping service areas, the number of persons served by each activity was used to calculate the total number served; e.g., if two activities providing different services had the same service area, the number of persons in the service area would be counted twice; once for each activity.