




**BALZER  
& ASSOCIATES**  
PLANNERS / ARCHITECTS  
ENGINEERS / SURVEYORS

Roanoke / Richmond  
New River Valley  
Shenandoah Valley  
**www.balzer.cc**  
80 College Street  
Suite H  
Christiansburg, VA 24073  
540.381.4290



**SUNSET DRIVE APARTMENTS**  
SUNSET DRIVE NE  
PHASE I GRADING PLAN

SHAWVILLE MAGISTERIAL DISTRICT  
TOWN OF CHRISTIANSBURG, VIRGINIA

DRAWN BY GLM/SJW  
DESIGNED BY GLM/SJW  
CHECKED BY JRT  
DATE 9/12/24  
SCALE 1"=30'  
REVISIONS  
1. 10/25/24

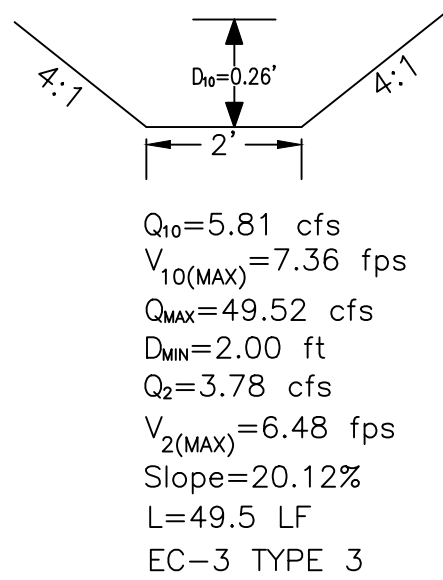
**C7**  
PROJECT NO. 24200079.00



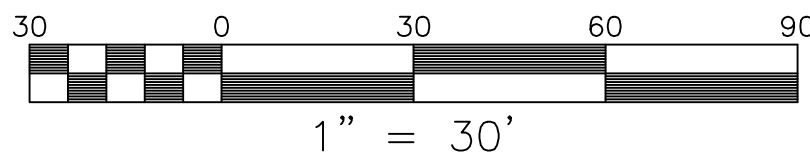
**STANDARD GRADING NOTES**

- CONTRACTOR TO ENSURE POSITIVE DRAINAGE AWAY FROM ALL STRUCTURES.
- REFER TO BUILDING PLANS FOR SUBGRADE AND UTILITY TRENCHES WITHIN 5' OF THE BUILDING ENVELOPE.
- FINISH LAWN AREAS TO WITHIN ONE INCH ABOVE OR BELOW REQUIRED SUBGRADE ELEVATIONS. SHAPE SURFACE UNDER WALKS AND PAVEMENTS TO LINE, GRADE, AND CROSS SECTION, WITH NOT MORE THAN 1/2" ABOVE OR BELOW REQUIRED SUBGRADE ELEVATION.
- SPREAD TOPSOIL TO A UNIFORM COMPACTED DEPTH OF 2" ON 3:1 OR STEEPER SLOPES AND 4" OVER ALL OTHER DISTURBED AREAS NOT RECEIVING WALKS, PAVEMENT, WALLS OR BUILDING, INCLUDING TRENCHES (SEE TABLE 3.30-A). CARE SHALL BE TAKEN ENSURE PROPER BONDING AND NOT TO APPLY TOPSOIL TO SUBSOIL IF THE TWO SOILS HAVE CONTRASTING TEXTURES (CLAYEY VS. SANDY). IMMEDIATELY FOLLOWING PLACEMENT OF TOPSOIL, DISK THE ENTIRE TOPSOILED AREA AND RAKE FREE OF STONES AND DEBRIS OVER 1/2" IN ANY DIMENSION. PROVIDE A FINISHED SURFACE FREE OF DEPRESSIONS OR HIGH SPOTS. SEED IMMEDIATELY.
- YARD DRAINS SHALL BE INSTALLED WHEN POSITIVE DRAINAGE (5.0% MINIMUM SLOPE) AWAY FROM BUILDINGS CAN NOT BE ACHIEVED OR IS IN DOUBT. DRAINS TO OUTFALL INTO PROPOSED STORM SEWER. CONTRACTOR MAY ADD ADDITIONAL DRAINS IF SITE CONDITIONS ALLOW/REQUIRE AS NEEDED.
- ALL ROOF DOWNSPOUTS SHALL DISCHARGE TO A 6" HDPE ROOF DRAIN. ROOF DRAINS SHALL CONNECT UNDERGROUND TO AN 8" MIN. HDPE COLLECTION PIPE. DRAIN PIPES SHALL HAVE A MINIMUM SLOPE OF 1.0% AND DISCHARGE INTO STORM SEWER.
- YARD DRAINS SHALL BE 12" NYLOPLAST INLINE DRAINS WITH STANDARD GRATE OR EQUIVALENT.
- MINIMUM COVER OVER COLLECTION PIPES SHALL CONFORM TO MANUFACTURER'S STANDARD.
- HANDICAP PARKING AREA SHALL HAVE A MAXIMUM SLOPE OF 1:48 IN ANY DIRECTION.
- HANDICAP ACCESS ROUTE SHALL HAVE A MAXIMUM RUNNING SLOPE OF 1:20 AND A MAXIMUM CROSS SLOPE OF 1:48 IN ACCORDANCE WITH ADA GUIDELINES. RAMPS SHALL BE IN ACCORDANCE WITH THE ADA STANDARDS FOR ACCESSIBLE DESIGN, LATEST EDITION.

DITCH SECTION A



NOTE: UNDERGROUND UTILITY LINES SHALL BE INSTALLED IN ACCORDANCE WITH MINIMUM STANDARD 16. SEE SHEET C20.



APPROVED: Engineering	Date
APPROVED: Planning	Date